

DC SERIES

DC (Deep cycle) Series batteries are designed for deep discharge application, with special chemical formula for plates active paste material, slightly stronger electrolyte and low temperature design, which can withstand repeated deep cyclic application, such as Solar Energy System, Golf Trolley, Electric

Application

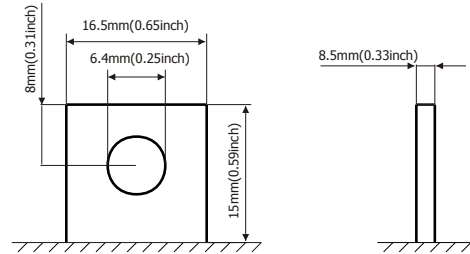
- Solar Energy System
- Golf Cars and Buggies
- Electric Powered Vehicles
- Wheel Chairs
- Power Tools
- Electric Powered Toys
- Control System
- Vacuum Cleaners
- Medical Equipments
- UPS

General Features

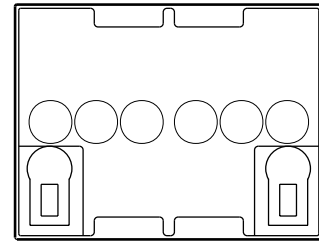

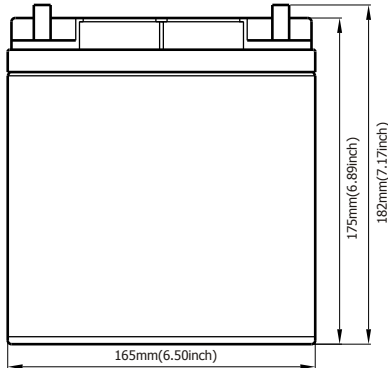
- Sealed and maintenance free operation.
- Non-Spillable construction design.
- ABS containers and covers(UL94HB, UL94V-0) optional.
- Safety valve installation for explosion proof.
- High quality and high reliability.
- Exceptional deep discharge recovery performance.
- Low self discharge characteristic.
- Flexibility design for multiple install positions.

Construction

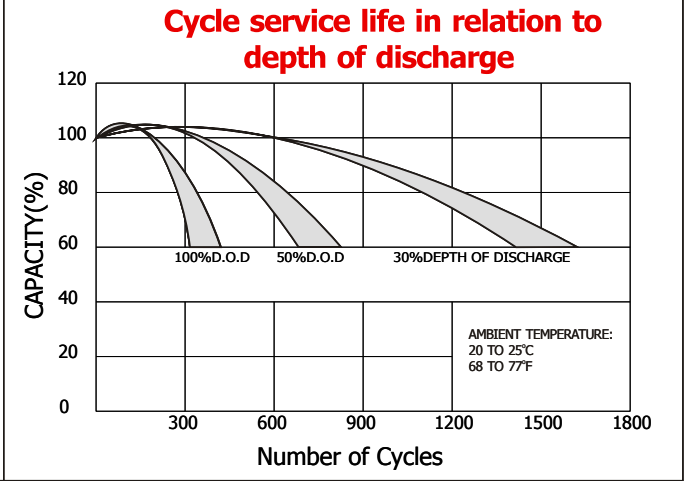
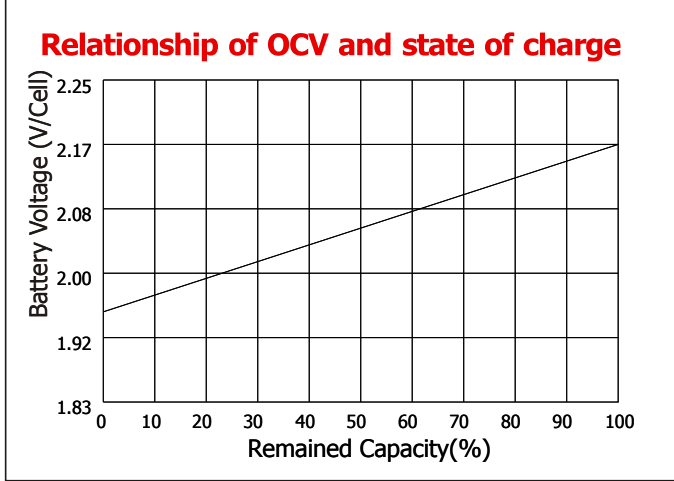
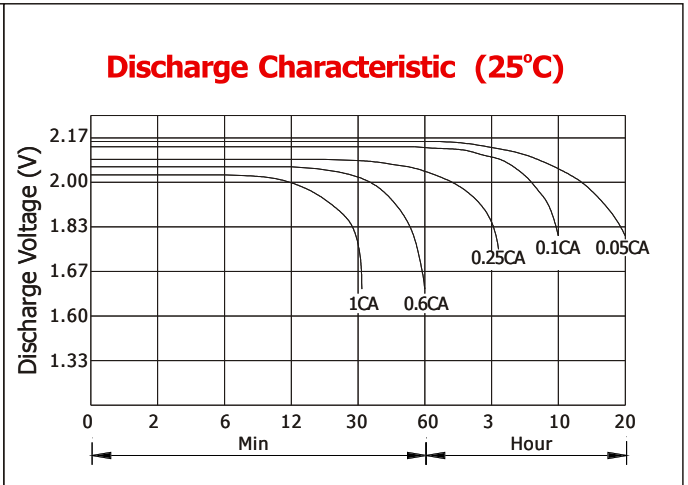
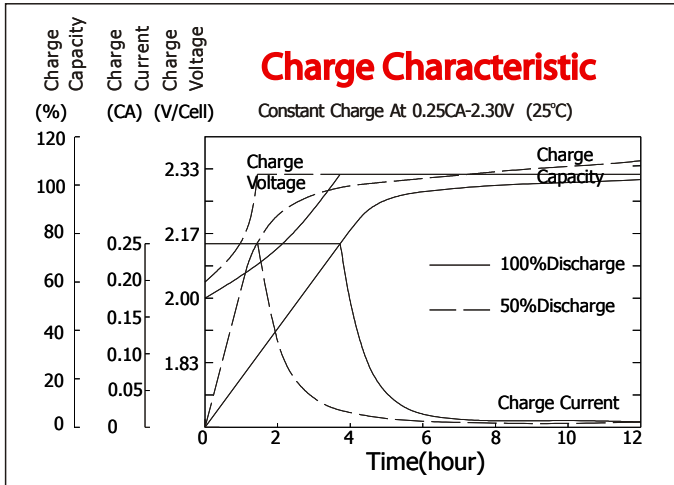
- ComponentRaw material
- PositiveLead dioxide
- NegativeLead
- ContainerABS
- CoverABS
- SealantEpoxy Resin
- Safety valveEPDR
- TerminalCopper
- SeparatorFibre glass
- ElectrolyteSulfuric acid



Terminal Dimensions



Battery Model	LDCG 12-28GT			
Capacity(25°C)	20HR(1.45A,1.75V)	10HR(2.8A,1.75V)	5HR(4.76A,1.75V)	1HR(16.8A,1.75V)
	29AH	28AH	23.8AH	16.8AH
Dimensions	Length	Width	Height	Total Height
	166.5mm(6.56inch)	125mm(4.96inch)	175mm(6.80inch)	175mm(6.80inch)
Approx. Weight	10Kg (22.05 lbs)			
Internal Resistance	Full charged at 25°C: 0.01 Ohm			
Self Discharge	3% of capacity declined per month at (25°C)			
Capacity Affected by Temp.(20HR)	40°C	25°C	0°C	-15°C
	102%	100%	85%	65%
Charge Voltage(25°C)	Cycle use		Float use	
	14.4-15V(-30mV/ °C), max. Current: 7A		13.6-13.8V(-20mV/ °C)	



Constant current discharge ratings-amperes at 25°C

F.V/Time	5MIN	10MIN	15MIN	30MIN	1HR	3HR	5HR	10HR	20HR
1.60V	127	79.1	59.7	36.4	20.4	8.95	5.47	2.98	1.61
1.67V	119	75.0	57.4	34.8	20.1	8.61	5.36	2.95	1.55
1.70V	109	72.3	56.1	31.6	19.5	8.03	5.24	2.94	1.53
1.75V	107	70.1	54.3	30.1	18.6	7.77	5.13	2.93	1.49
1.80V	95.9	66.9	49.3	27.8	17.4	7.46	4.82	2.87	1.45
1.85V	84.6	63.7	44.3	25.6	16.2	7.19	4.51	2.83	1.41

Constant power discharge ratings-watts at 25°C

F.V/Time	5MIN	10MIN	15MIN	30MIN	1HR	3HR	5HR	10HR	20HR
1.60V	222	142	108	65.2	36.6	15.8	9.19	6.09	3.20
1.67V	214	138	107	63.8	36.4	15.3	9.15	6.05	3.08
1.70V	202	137	106	59.8	35.7	14.6	9.04	6.01	3.04
1.75V	203	137	105	58.0	35.1	14.3	8.96	5.93	2.97
1.80V	186	135	97.6	55.3	33.1	13.8	8.68	5.86	2.89
1.85V	168	128	88.5	51.8	31.1	13.4	8.40	5.78	2.78